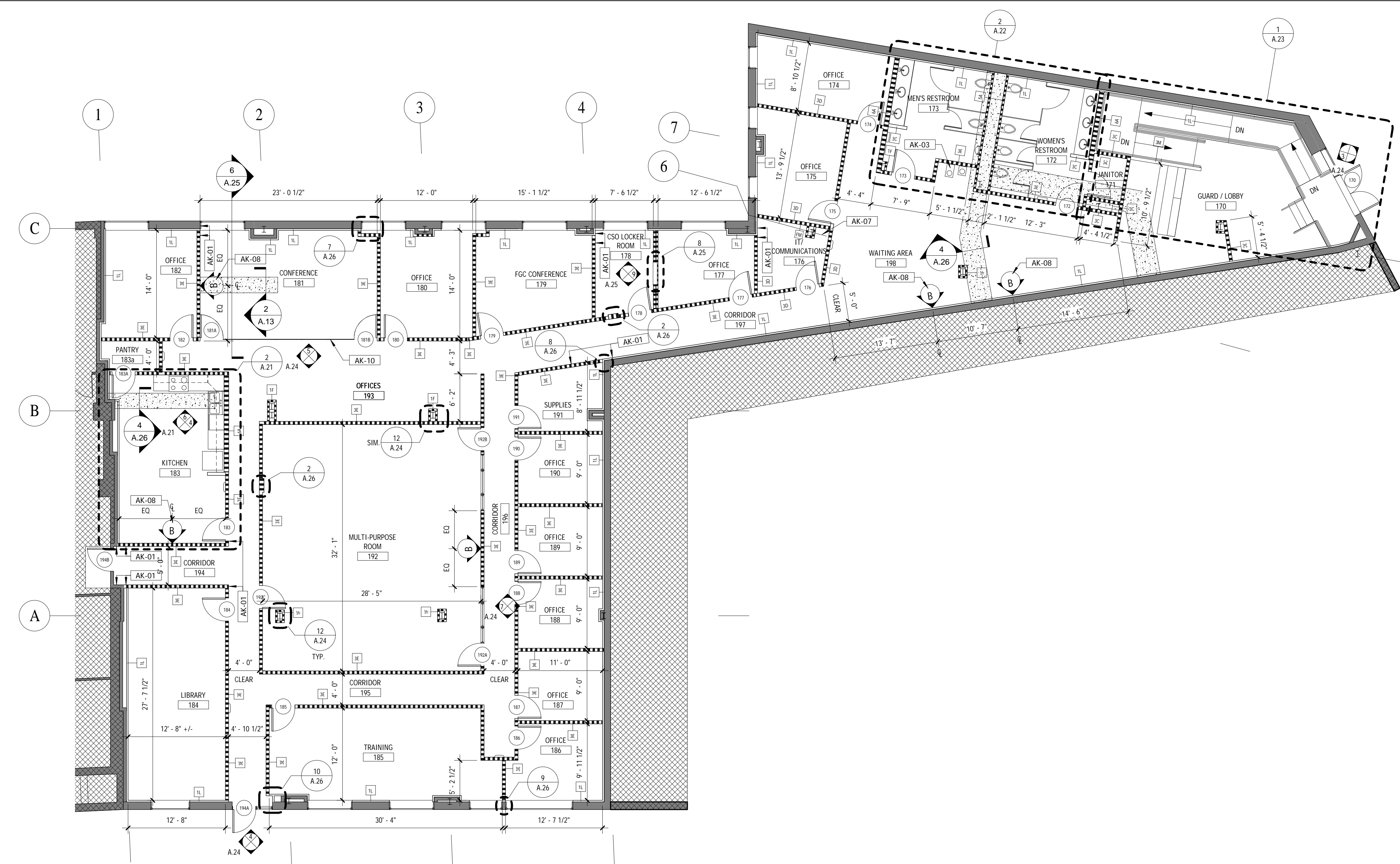


© 2008 GRUZEN SAMTON architects llp
Phased: 11/5/2012 12:32:35 PM
Location: D:\Users\gregory.masiaik\Documents\920 Rhode Island Avenue - Renovation_gregory.masiaik.rvt

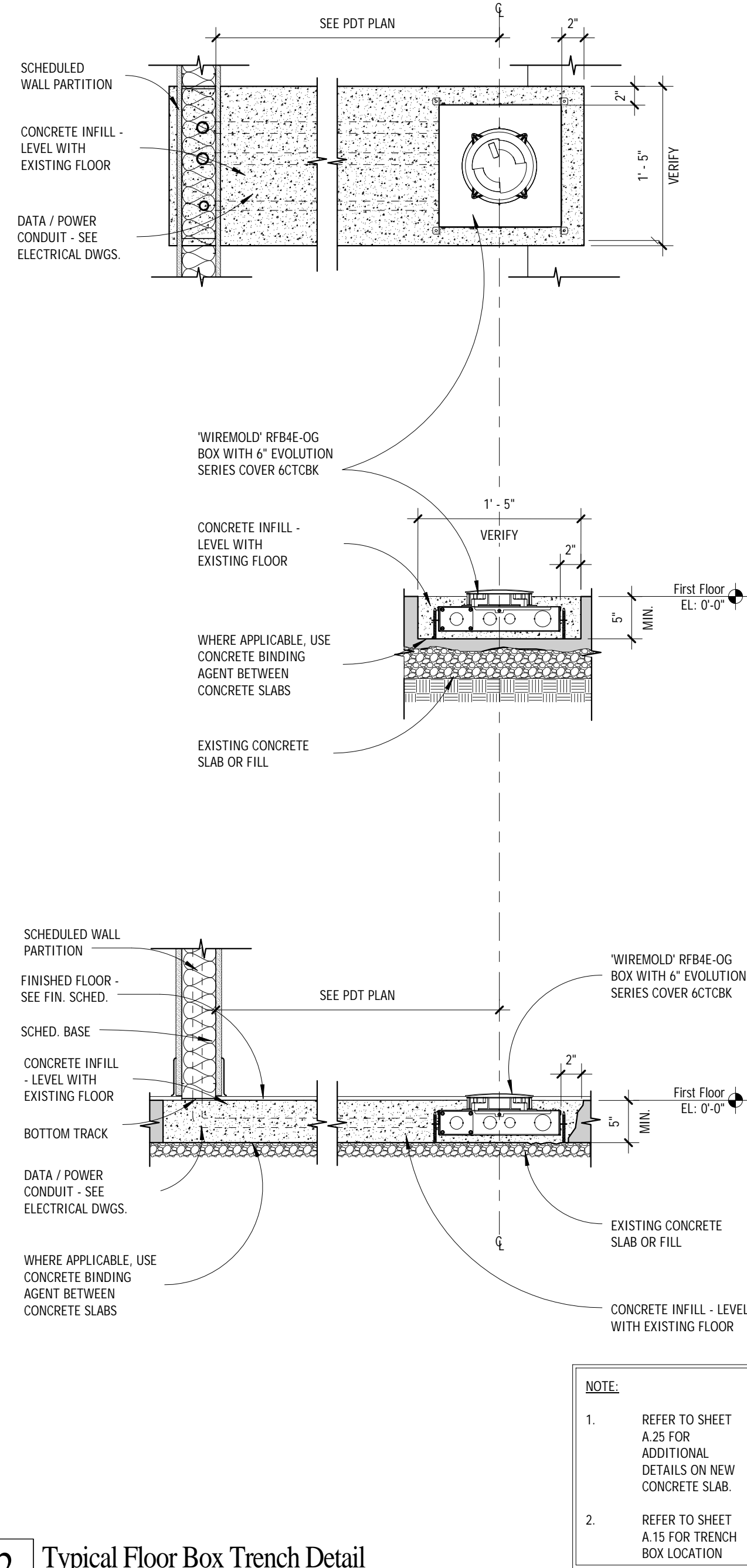
Architectural Keynote

AK-01	Align.	AK-13	Suspended 5/8" type -X" fire rated gypsum board ceiling - moisture resistant in wet areas - paint.	AK-23	Provide and install new 2 Hour rated door. See schedule.
AK-02	Not in contract.	AK-14	Fire extinguisher & cabinet. See details for further information	AK-24	Provide and install new gun lockers. See elevations and details for more information.
AK-03	Drinking Fountain. Refer to plumbing drawings for additional information.	AK-15	Not Used.	AK-25	Provide and install new gun Janitor mop sink. See plumbing drawings.
AK-04	Suspended gypsum board ceiling, moisture resistant in wet areas. See Finish Schedule for additional information. Ceiling height is 9' - 0" AFF, unless noted otherwise.	AK-16	Pour concrete slab to match adjacent floor slab elevation - Verify - See details for more information.	AK-26	Patch and repair existing wall surfaces as to be indistinguishable from surrounding adjacent wall surfaces and prepare to receive new finishes. See finish schedule.
AK-05	Edge of new gypsum board bulkhead or fascia and soffit above. Typical at ceiling height transitions.	AK-17	Provide Wiremold four compartment recessed power/data/AV floor box as indicated on PDT Schedule. See details for more information.	AK-27	Reapply any spray on fireproofing material on existing structure as required to maintain existing rating.
AK-06	Provide new awning with signage. Match Architect's sample for material.	AK-18	Provide and Install television and television mounting bracket as indicated on A/V drawings. Provide in-wall blocking as req. Provide all A/V cable, and power connections necessary for new work. Refer to Electrical and A/V drawings for more information.	AK-28	New mechanical equipment pad. Contractor to verify and provide any additional structural reinforcing required for new work. See mechanical drawings.
AK-07	Install 3/4" plywood on walls in the Electrical Room for equipment/panels.	AK-19	Prefinished aluminum / glass window assembly with gypsum board kneewall below.	AK-29	Patch and repair existing roof structure to the minimum extent required for new work.
AK-08	3/4" Plywood blocking kerfed into studs for wall mounted TV bracket - see AV drawings for mounting heights.	AK-20	Prefinished aluminum / glass window assembly with gypsum board kneewall below.		
AK-09	Floor receptacle. Refer to electrical drawings for additional information.	AK-21	New electrical panel location - see electrical drawings for more information.		
AK-10	Full feight tempered glass "mall front" assembly	AK-22	Provide and install new storefront entry door system. See elevations, details and schedule for more information.		
AK-11	Wiremold raceway system - See schedule and electrical drawings				
AK-12	Magnetometer outlet. Coordinate power location with manufacturer prior to ordering and installing				



4 Architectural Plan
Scale: 1/8" = 1'-0"

2 Typical Floor Box Trench Detail
Scale: 1" = 1'-0"



GRUZEN SAMTON architects llp
1505 Prince Street
Alexandria, VA 22314-2874
T: 703.836.9600
F: 703.836.2484
www.gruzensamton.com

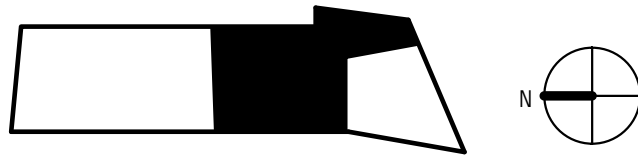
ARCHITECT & ENGINEER NAME & LOGO

Interior Improvements for:
Balanced And Restorative Justice
Drop-In Center 2 Expansion

D.C. Courts

B.A.R.J. Drop-In Center - Social Services Division
920 Rhode Island Ave NE
Washington, DC 20018

Project Title	Client Name	Building Address
---------------	-------------	------------------



ISSUED FOR	DATE
Pricing Set	09/13/2012
Permit Set	10/04/2012
Final Construction Set	10/31/2012

APPROVALS	DATE
-----------	------

NO.	DESCRIPTION	DATE	BY
-----	-------------	------	----

This drawing and the design shown hereon are the property of Gruzen Samton. The reproduction, copying, or other use of the drawing without their written consent is prohibited and any infringement will be subject and any infringement will be subject to legal action.


Accepted By:

Joseph E. Sanchez, Jr.
Capital Projects and Facilities Management Officer
Contracting Officer
District of Columbia Courts

920 Rhode Island Avenue

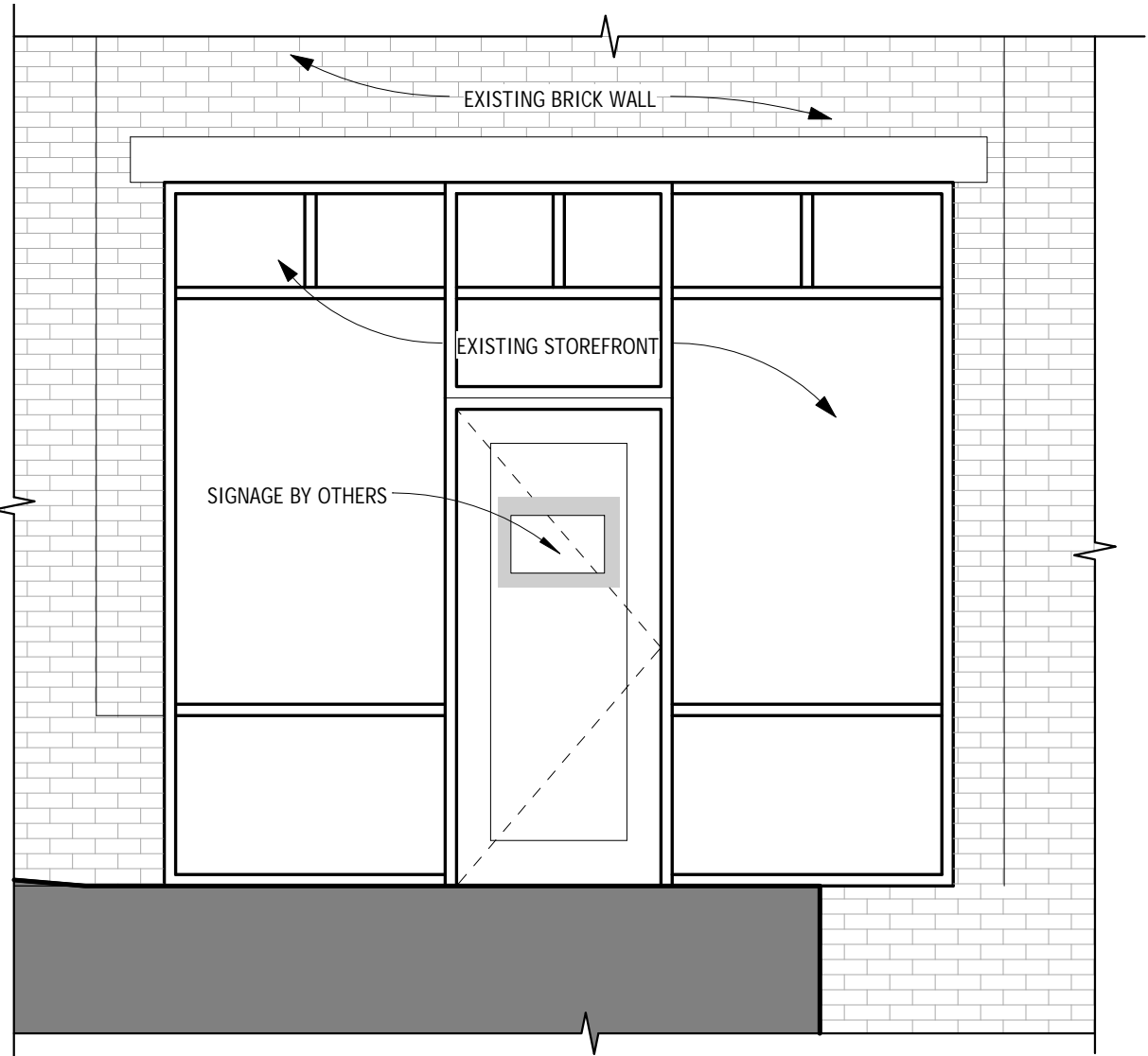
Architectural Plans

Date: 10/04/12
Scale: As Indicated
Checked by: PB
Drawn by: GM
Planned By: CO

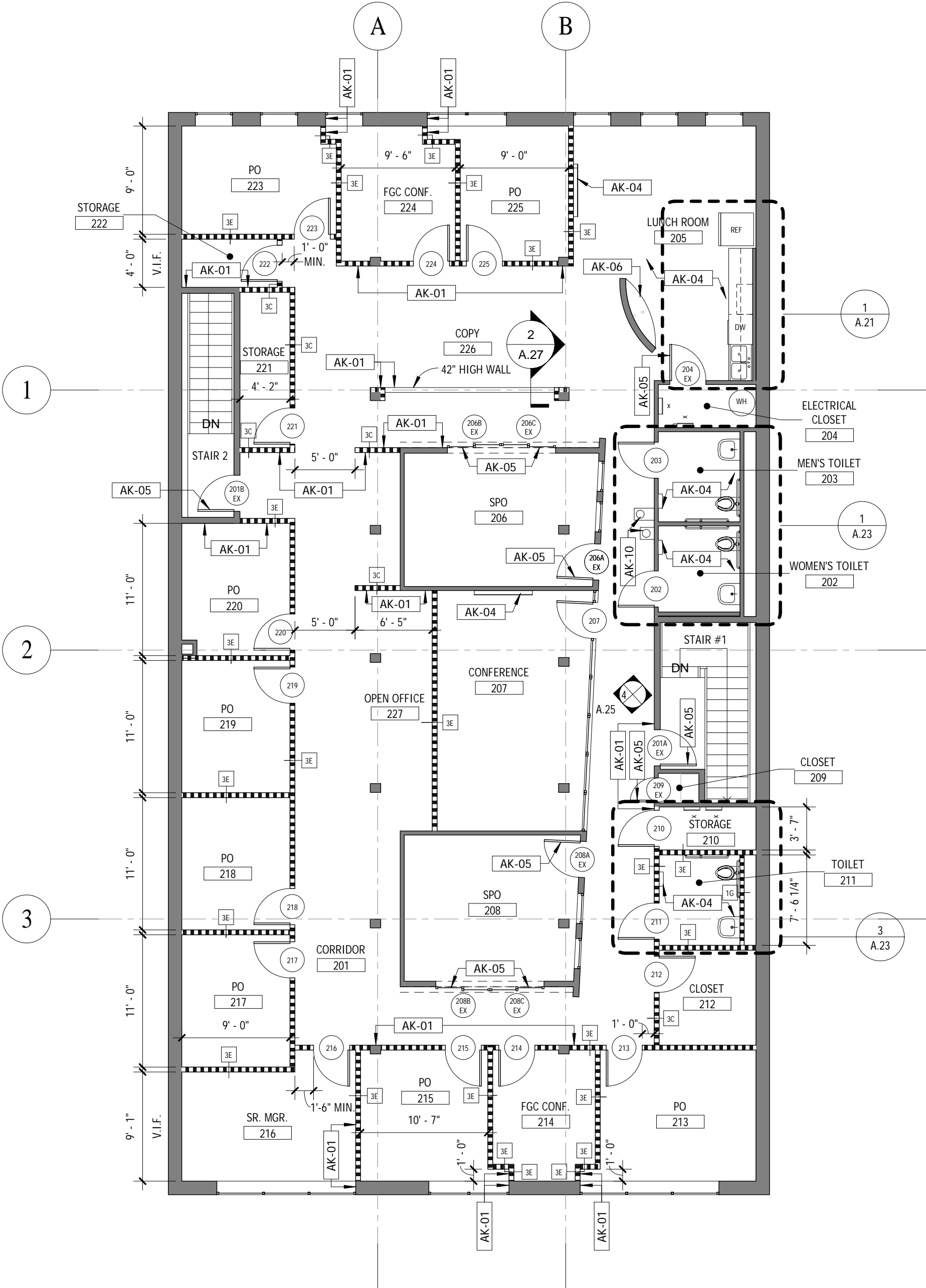


Architectural Keynotes

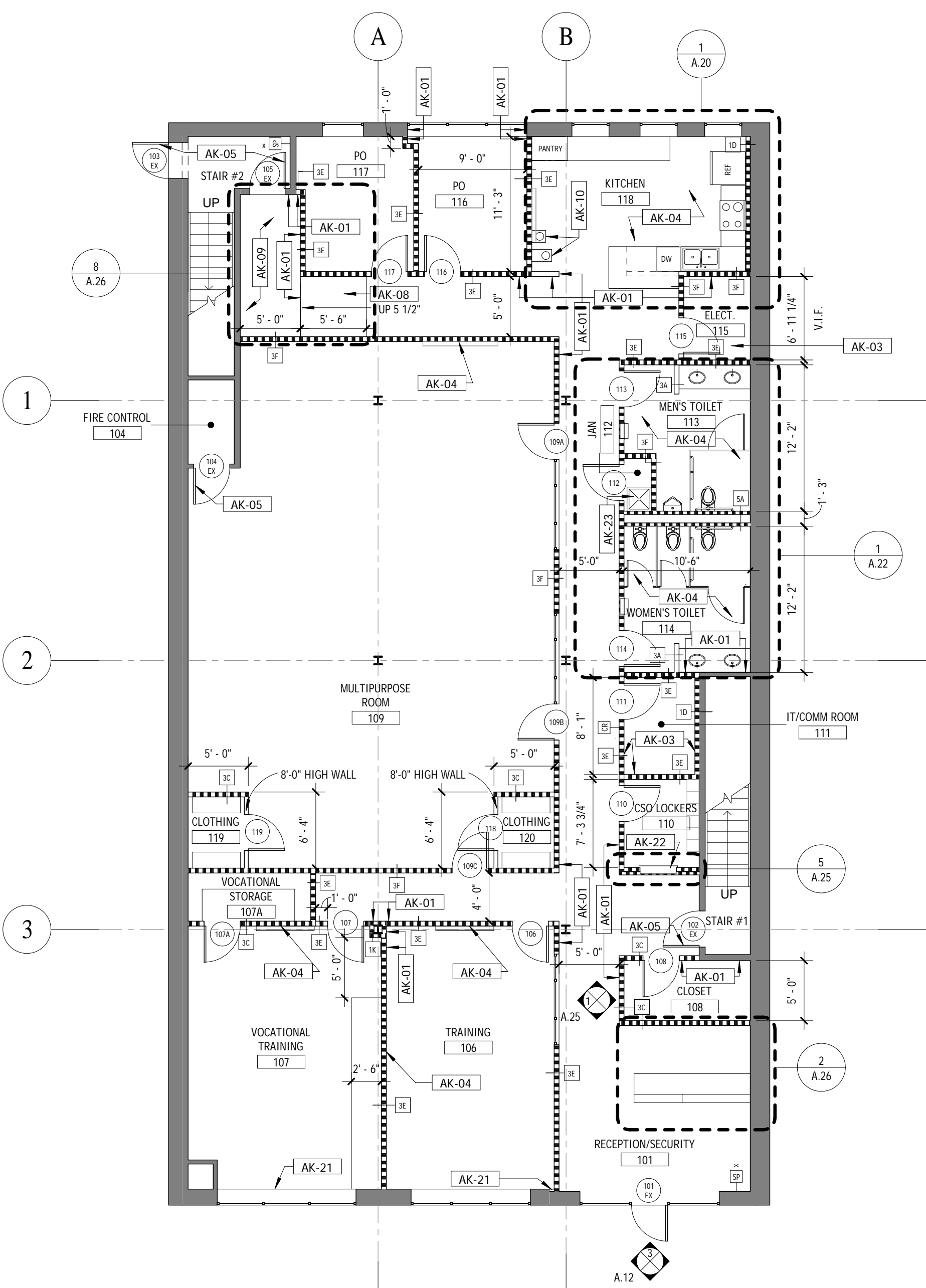
AK-01	Align.	AK-13	Floor receptacle. Refer to electrical drawings for additional information.
AK-02	Not in contact.	AK-14	A/V Equipment: coordinate with consultant. Refer to Audio/Visual drawings for additional information.
AK-03	Install 3/4" plywood on walls in the Electrical and IT/Comm Rooms for equipment/panels.	AK-15	Ceiling mounted duplex - See Audiovisual Drawings for more information.
AK-04	Provide blocking for all wall mounted items, whether shown or implied.	AK-16	Existing ceiling assembly and light fixtures to remain. Replace damaged/missing ceiling tiles, repair any damaged ceiling grid, and replace any malfunctioning light fixtures.
AK-05	Existing doors, frames, and all associated hardware to remain.	AK-17	Existing structural beam to remain.
AK-06	Existing countertop and support to remain.	AK-18	Suspended gypsum board ceiling, moisture resistant in wet areas - paint.
AK-07	Transition strip.	AK-19	Edge of new gypsum board bulkhead or fascia and soffit above. Typical at ceiling height transitions.
AK-08	ADA Ramp.	AK-20	Not used.
AK-09	Raised floor slab - match height in stairwell.	AK-21	Patch and repair existing wall surfaces to so as to be indistinguishable from surrounding adjacent wall surfaces and prepare to receive new finishes. See Finish Schedule for additional information.
AK-10	Drinking Fountain. Refer to plumbing drawings and specifications for additional information.	AK-22	Provide and install new gun lockers. See elevations and details for more information.
AK-11	Existing finishes to remain UNO - Carefully protect finishes to remain throughout the course of the Work. Repair or replace all finishes damaged as a result of the Work so as to be indistinguishable from "Like-new" conditions.	AK-23	Provide and install new Janitor mop sink. See plumbing drawings.
AK-12	Align finish edge to corner, typ.		



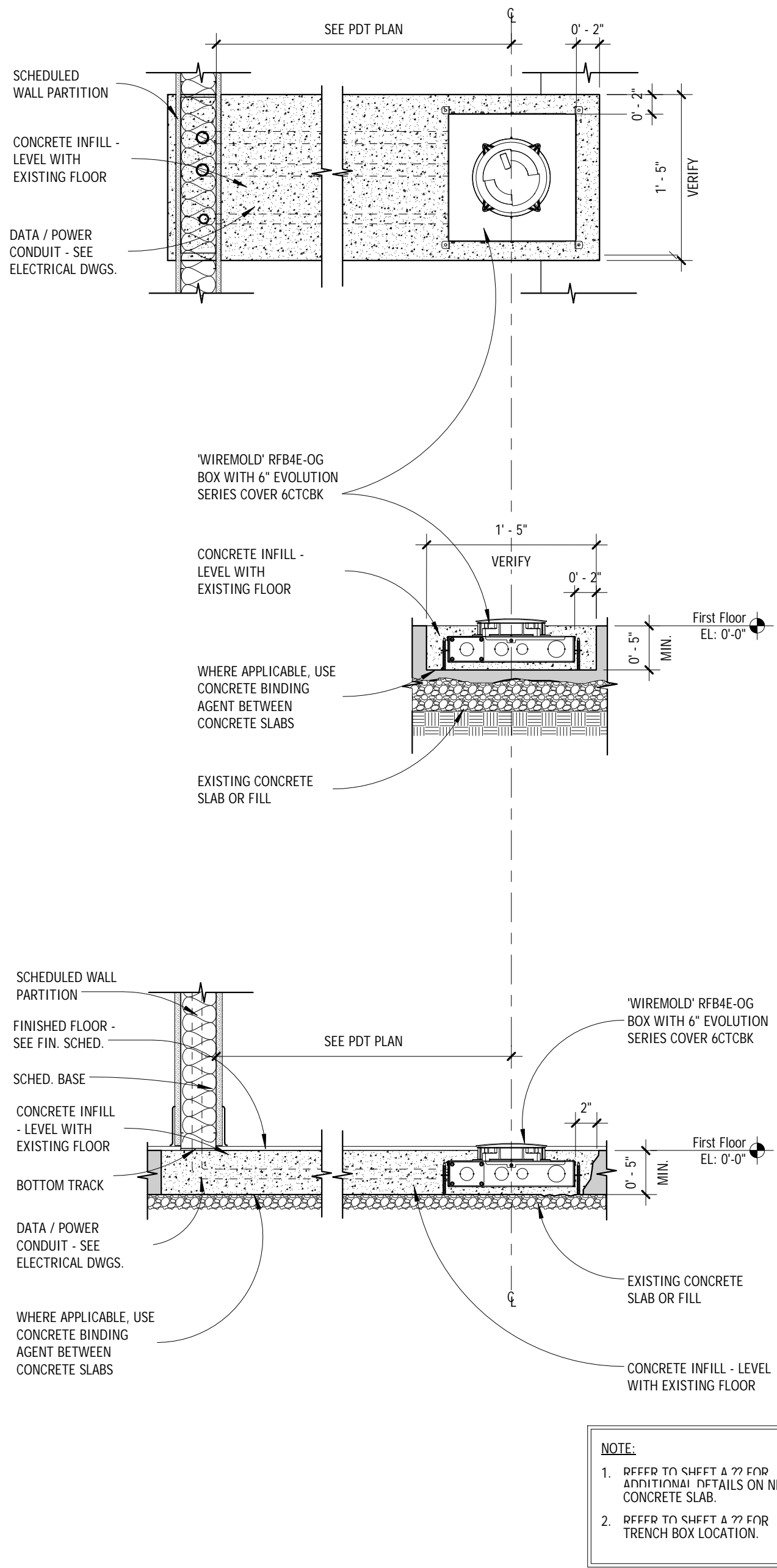
3 Exterior Door Signage
Scale: 3/8" = 1'-0"



2 2nd Floor Architectural Plan
Scale: 1/8" = 1'-0"



1 1st Floor Architectural Plan
Scale: 1/8" = 1'-0"



4 Typical Floor Box Trench Detail
Scale: 1" = 1'-0"



GRUZEN SAMTON architects llp
1505 Prince Street
Alexandria, VA 22314-2874
T. 703.836.9600
F. 703.836.2484
www.gruzensamton.com

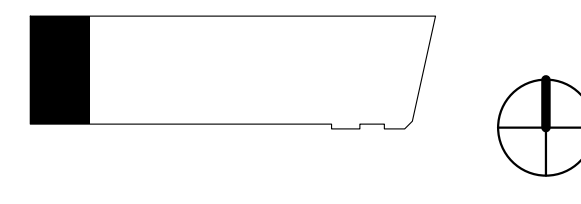
ARCHITECT & ENGINEER NAME & LOGO

Interior Improvements for:
Balanced And Restorative Justice
Drop-In Center 4

District of Columbia Courts

B.A.R.J Drop-In Center - Social Services Division
118 Q St. NE
Washington DC 20002

Project Title	Client Name	Building Address
---------------	-------------	------------------



ISSUED FOR	DATE
Pricing Set	09/13/2012

APPROVALS	DATE
-----------	------

NO.	DESCRIPTION	DATE	BY
-----	-------------	------	----

NO.	DESCRIPTION	DATE	BY
-----	-------------	------	----

This drawing and the design shown hereon are the property of Gruzen Samton. The reproduction, copying, or other use of the drawing without their written consent is prohibited and any infringement will be subject and any infringement will be subject to legal action.

Accepted By:

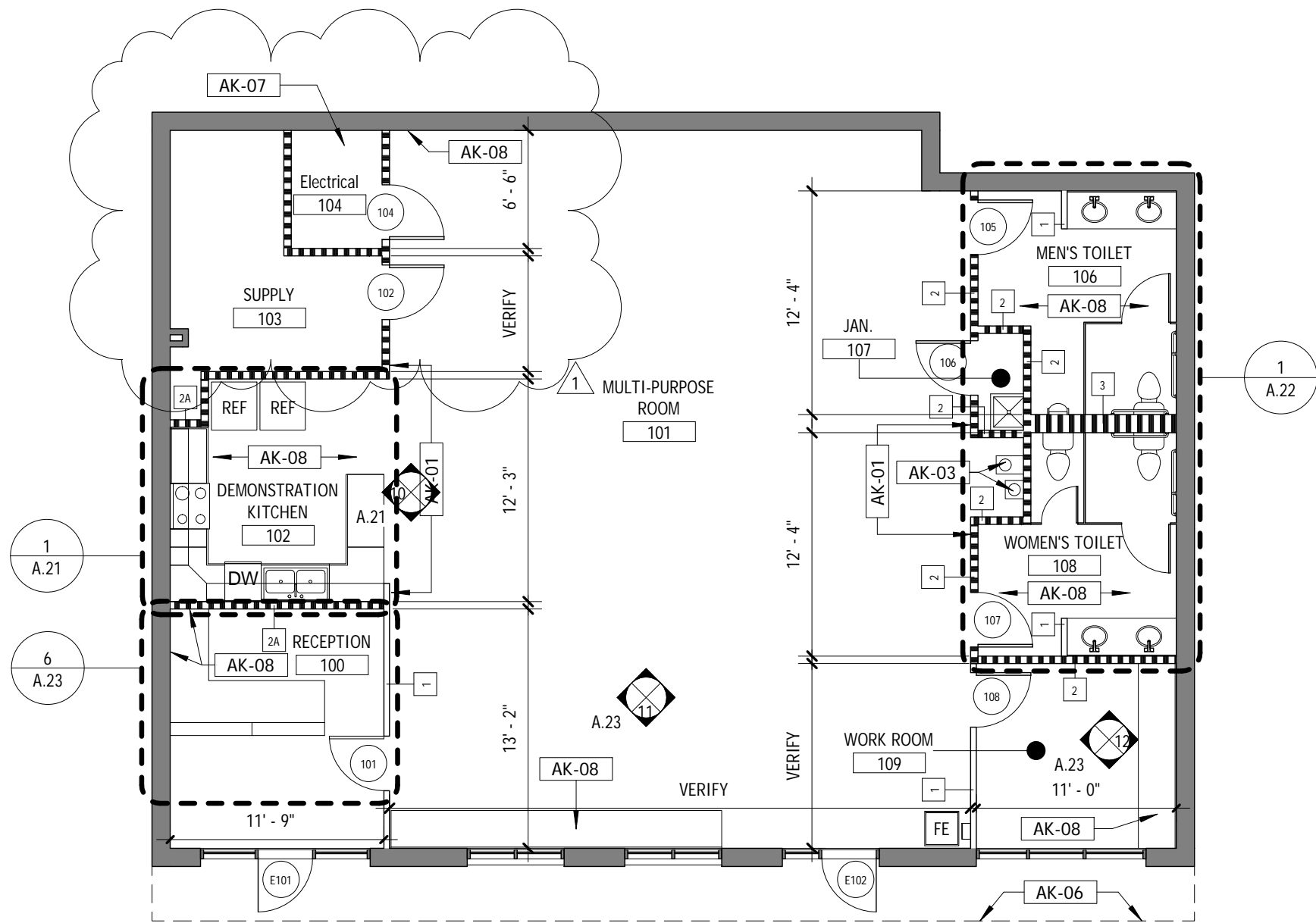
Joseph E. Sanchez, Jr.
Capital Projects and Facilities Management Officer
Contracting Officer
District of Columbia Courts

118 Q Street
Architectural Plans

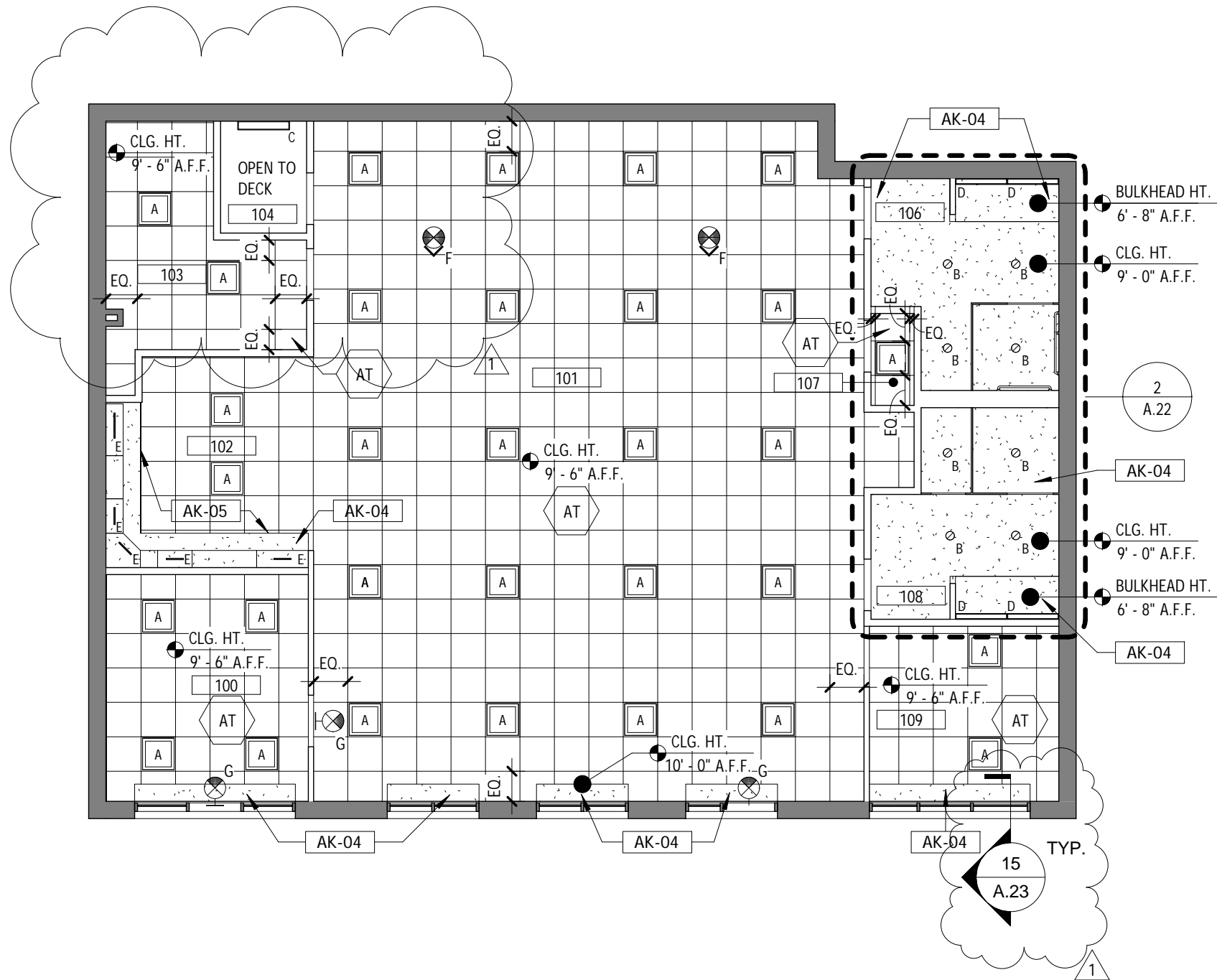
Date: 09/13/12
Scale: As indicated
Checked by: PB/CB
Drawn by: DL/MW
Planned By: CB

NOT FOR
CONSTRUCTION

Contractors to Verify Dimensions on Site
Do Not Scale this Drawing










1 Architectural Plan
Scale: 1/8" = 1'-0"



2 Reflected Ceiling Plan
Scale: 1/8" = 1'-0"



Reflected Ceiling Plan Schedule

Subscript Key:		X EXISTING DEVICE			
		X/R EXISTING RELOCATED			
Designation	Description	Make / Model	Volts	Lamp	Remarks
 A	2' x 2' RECESSED FLUORESCENT	FOCAL POINT: "SKYLITE" #FBX-228-2-TSHO-E-120-G-PS-VH	120	TSHO	MATTE WHITE FINISH - SEE ELEC. DWGS. FOR FURTHER INFO
 B	RECESSED DOWN LIGHT	EDISON PRICE LIGHTING "TRIPLES-V 18/6" #TRPV 18/6-120-VOL	120	CFL	SEE ELEC. DWGS. FOR FURTHER INFO
 C	RECESSED LINEAR FLUORESCENT LIGHT	H.E. WILLIAMS, INC. #HET-S14-1-28TSS-1-EB1-UNV	120	TS	SEE ELEC. DWGS. FOR FURTHER INFO
 D	LINEAR FLUORESCENT LIGHT	LITHONIA WC-128T5-MVOLT-GE8101S	120	TS	WALL MOUNTED AT 7'-0" A.F.F.
 E	UNDER CABINET LIGHT	ALKCO; LINC5100L SERIES	120V	3-1W LED	INTEGRAL OCCUPANCY SENSOR CONTROL, WHITE GLOSSY FINISH, 28" IN LENGTH
 F	CEILING MOUNTED EXIT SIGNAGE	LITHONIA QUANTUM #LQM S R 120 EL N SD	120	LED	SEE PLAN FOR DIRECTIONAL ARROWS.
 G	WALL MOUNTED EXIT SIGNAGE	LITHONIA QUANTUM #LQM S R 120 EL N SD	120	LED	SEE PLAN FOR DIRECTIONAL ARROWS.

Architectural Keynotes

- AK-01 Align.
- AK-02 Not in contract.
- AK-03 Drinking Fountain. Refer to plumbing drawings for additional information.
- AK-04 Suspended gypsum board ceiling, moisture resistant in wet areas. See Finish Schedule for additional information. Ceiling height is 9' - 6" AFF, unless noted otherwise.
- AK-05 Edge of new gypsum board bulkhead or fascia and soffit above. Typical at ceiling height transitions.
- AK-06 Provide new awning with signage. Match Architect's sample for material.
- AK-07 Install 3/4" plywood on walls in the Electrical Room for equipment/panels.
- AK-08 Provide blocking for all wall mounted items, whether shown or implied.
- AK-09 Floor receptacle. Refer to electrical drawings for additional information.
- AK-10 A/V Equipment; coordinate with consultant. Refer to Audio/Visual drawings for additional information.
- AK-11 Threshold. Refer to Door and Hardware Schedules for additional information (A.03).
- AK-12 Ceiling mounted duplex - See Audiovisual Drawings for more information.



GRUZEN SAMTON architects llp
1505 Prince Street
Alexandria, VA 22314-2874
T 703.836.9600
F 703.836.2484
www.gruzensamton.com

Construction Documents for Interior Improvement to:

South Capitol Street B.A.R.J. Drop-In Center

District of Columbia Courts

B.A.R.J. Drop-In Center
1201 South Capitol St. SW
Washington D.C. 20003

Project Title

Client Name

Building Address

ARCHITECT & ENGINEER NAME & LOGO

PROJECT

KEYPLAN

SUBMISSION

APPROVALS

REVISIONS

TITLE

SHEET

ISSUED FOR	DATE
100% Review	01.07.2011
Permit and Bid	02.04.2011
For Construction	04.08.2011

APPROVALS	DATE

NO.	DESCRIPTION	DATE	BY
1	For Construction	04.08.2011	

This drawing and the design shown hereon are the property of Gruzen Samton. The reproduction, copying, or other use of the drawing without their written consent is prohibited and any infringement will be subject and any infringement will be subject to legal action.


Accepted By:

Joseph E. Sanchez, Jr.
Capital Projects and Facilities Management Officer
Contracting Officer
District of Columbia Courts

B.A.R.J. Drop-In Center

New Work Plans

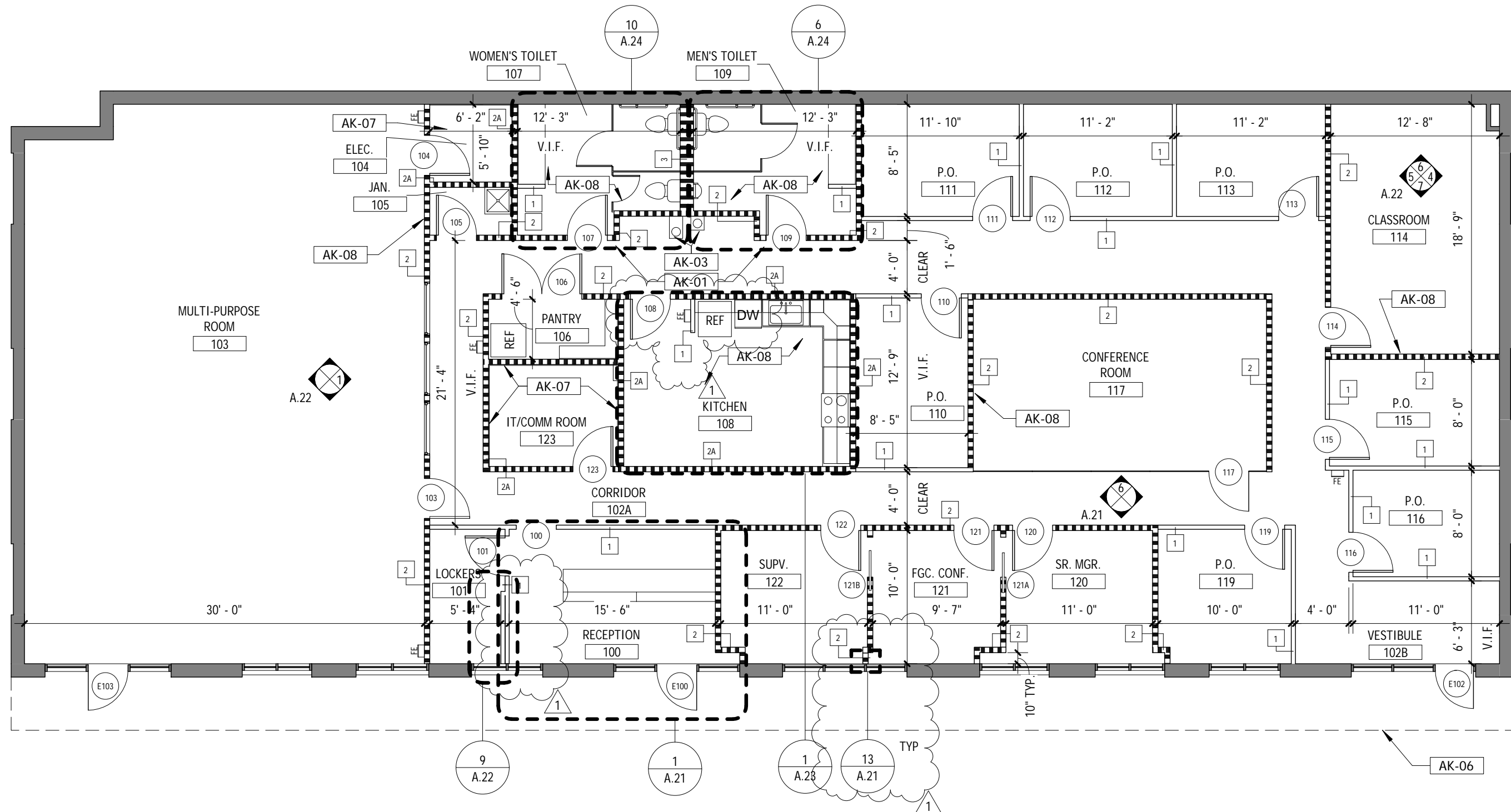
Date: 01.07.2011
Scale: As indicated
Checked by: PB
Drawn by: JMM/MM
Planned By: CB



Contractors to Verify Dimensions on Site
Do Not Scale this Drawing

1 Architectural Plan

Scale: 1/8" = 1'-0"

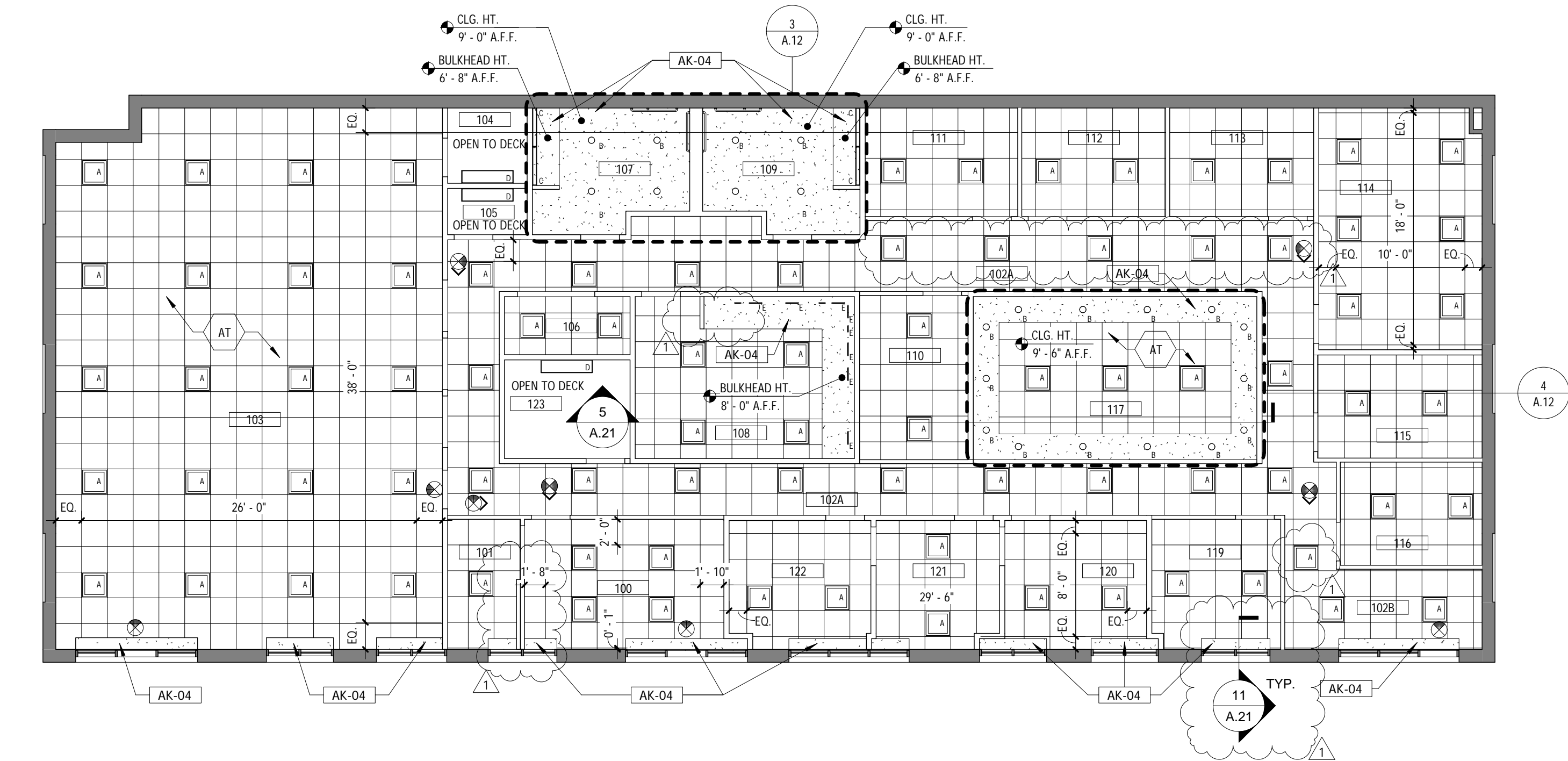


Architectural Keynotes

- AK-01 Align.
- AK-02 Not in contract.
- AK-03 Drinking Fountain. Refer to plumbing drawings for additional information.
- AK-04 Gypsum board ceiling, moisture resistant in wet areas. See Finish Schedule for additional information. Ceiling height is 9' - 6" AFF, unless noted otherwise.
- AK-05 Edge of new gypsum board bulkhead or fascia and soffit above. Typical at ceiling height transitions.
- AK-06 Provide new awning with signage over existing frame. Match Architect's sample for material.
- AK-07 Install 3/4" plywood on walls in the IT/Comm. and Electrical Rooms for equipment/panels.
- AK-08 Provide blocking for all wall mounted items, whether shown or implied.
- AK-09 Floor receptacle. Refer to electrical drawings for additional information.
- AK-10 A/V Equipment: coordinate with consultant. Refer to Audio/Visual drawings for additional information.
- AK-11 Threshold. Refer to Door and Hardware Schedules for additional information (A.03).

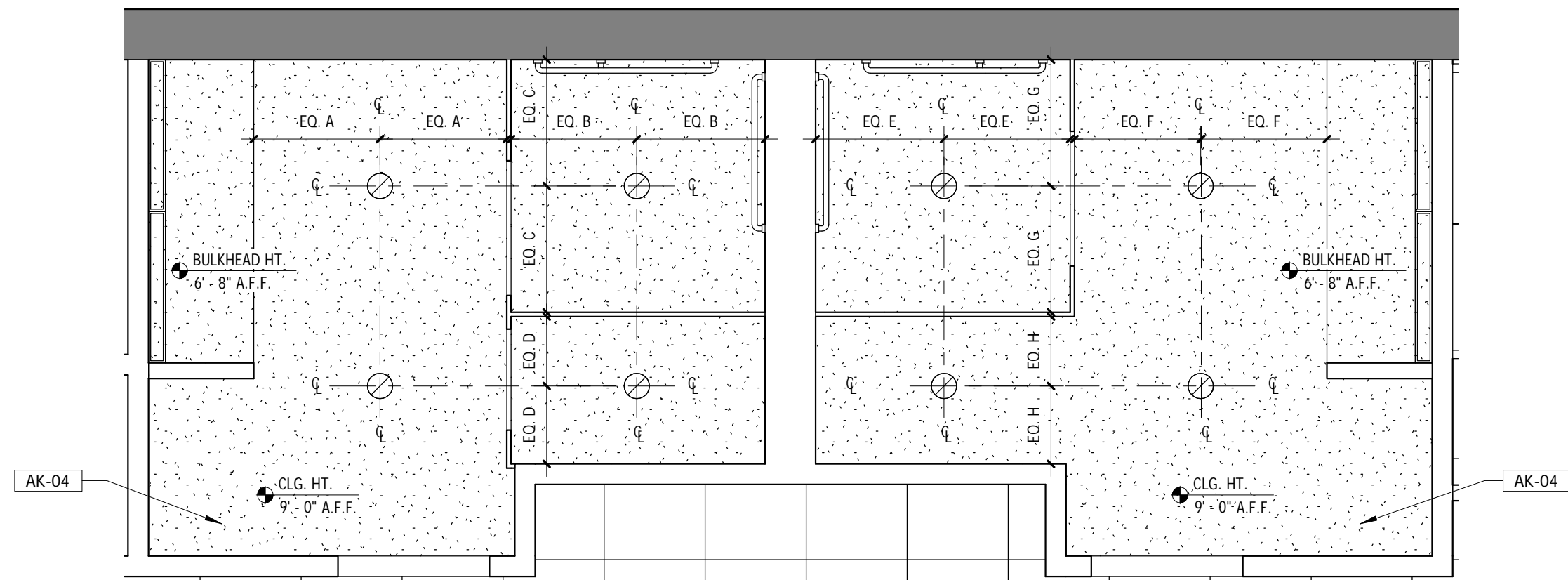
Reflected Ceiling Plan Schedule

Subscript Key:		X EXISTING DEVICE				
		X/R EXISTING RELOCATED				
Designation	Description	Manufacturer	Model	Volts	Lamp	Remarks
	2' x 2' RECESSED FLUORESCENT	FOCAL POINT	"SKULITE" 2x2 F15R 2x2-5 75W/0 E-120 G-P5-BM	120	2, T5H0	MATTE WHITE FINISH - SEE ELEC. DWGS. FOR FURTHER INFO
	RECESSED DOWN LIGHT	EDISON PRICE LIGHTING	"TORNADO" 18W F18R/0 18W-120/0/0L	120	18 WATT TROPIC TUBE, E-4PL, G24HQ-2	
	RECESSED LINEAR FLUORESCENT LIGHT	H.E. WILLIAMS, INC.	PHET 514-1-28755-1-681-L0W	120	T5	
	LINEAR FLUORESCENT LIGHT	LITHONIA	WG-12875-MVOLT-1-GB0105	120	T5	WALL MOUNTED AT 7'-0" A.F.F.
	UNDER CABINET LIGHT	AKCO	LINCS100L Series	120	3-1W LED	INTERNAL OCCUPANCY SENSOR CONTROL, WHITE GLOSSY FINISH, 26" IN LENGTH
	WALL MOUNTED EXIT STORAGE	LITHONIA LIGHTING	QUANTUM LUM S R 120 EL N SD	120	LED	SEE PLAN FOR DIRECTIONAL ARROWS
	EXISTING 2' x 4' RECESSED FLUORESCENT					
	EXISTING WALL EXIT STORAGE					



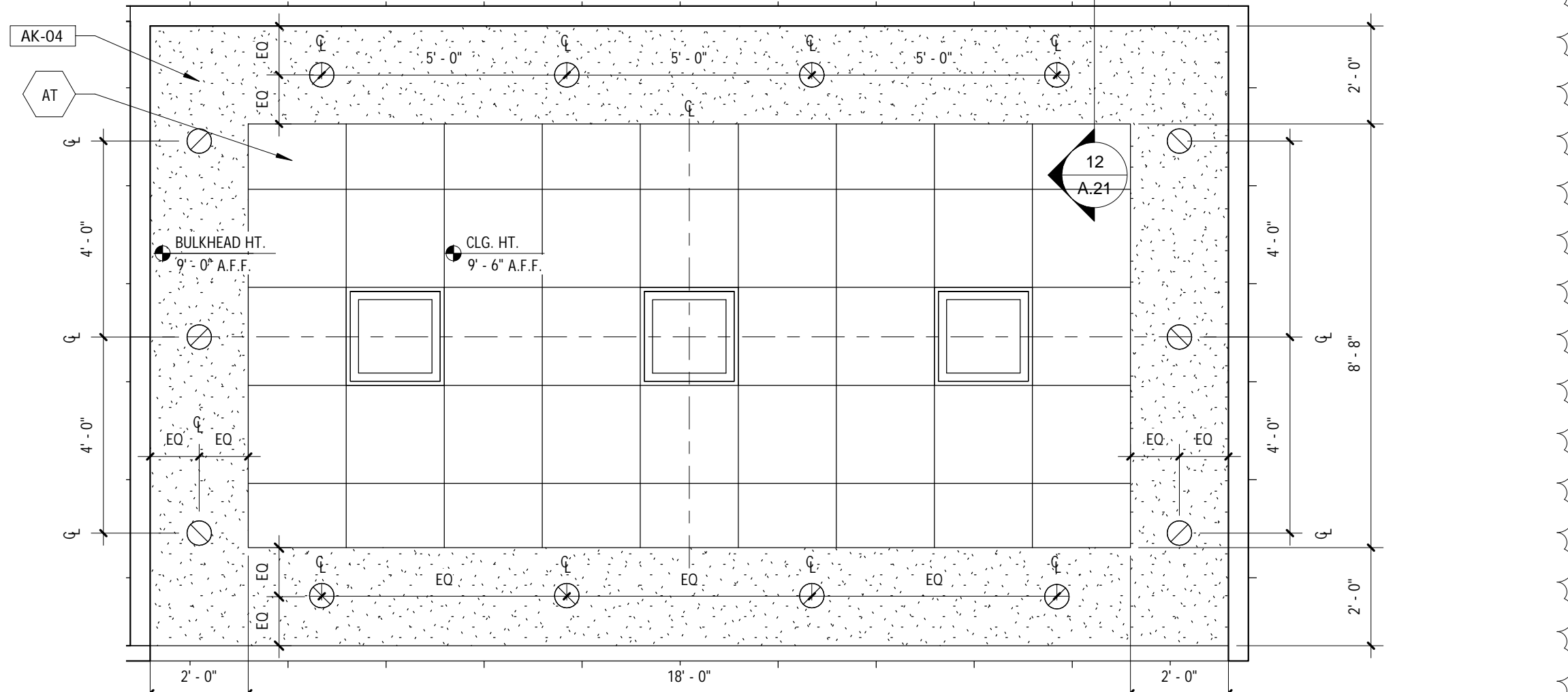
3 Enlarged Reflected Ceiling Plan @ Toilet Rooms

Scale: 3/8" = 1'-0"



4 Enlarged Reflected Ceiling Plan @ Conference Room

Scale: 3/8" = 1'-0"



2 Reflected Ceiling

Scale: 1/8" = 1'-0"



GRUZEN SAMTON architects llp
1505 Prince Street
Alexandria, VA 22314-2874
T. 703.836.9600
F. 703.836.2484
www.gruzensamton.com

Construction Documents for Interior Improvement to:
South Capitol Street B.A.R.J. Drop-In Center

District of Columbia Courts

B.A.R.J. Drop-In Center
1215 South Capitol St. SW
Washington D.C. 20003

Project Title
Client Name
Building Address

ISSUED FOR	DATE
100% Review	01.07.2011
Bid and Permit	02.04.2011
For Construction	04.08.2011

APPROVALS	DATE
-----------	------

NO.	DESCRIPTION	DATE	BY
1	For Construction	04.08.2011	

This drawing and the design shown hereon are the property of Gruzen Samton. The reproduction, copying, or other use of the drawing without their written consent is prohibited and any infringement will be subject and any infringement will be subject to legal action.


Accepted By:

Joseph E. Sanchez, Jr.
Capital Projects and Facilities Management Officer
Contracting Officer
District of Columbia Courts

B.A.R.J. Drop-In Center

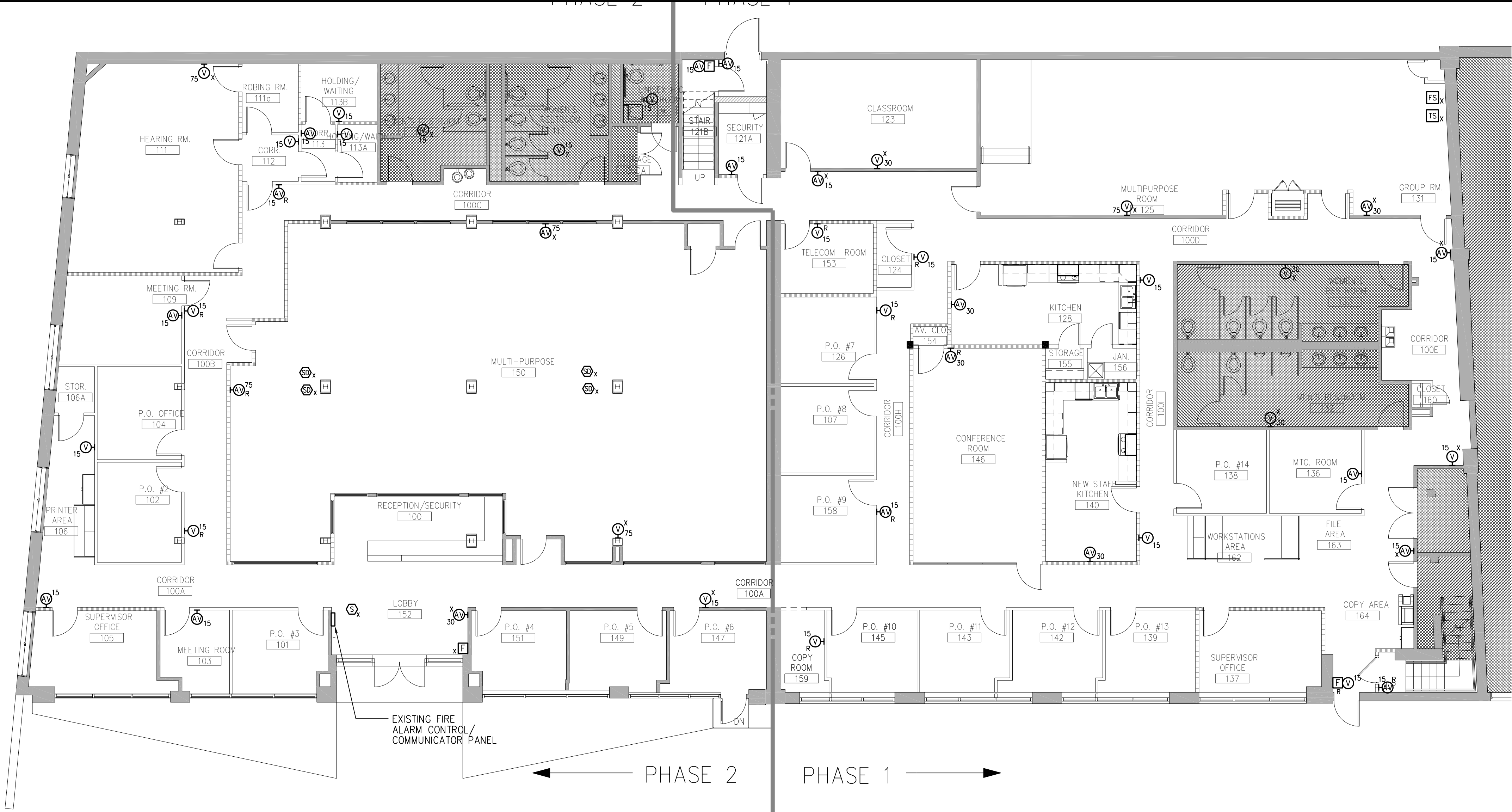
New Work Plans

Date: 01.07.2011
Scale: As indicated
Checked by: PB
Drawn by: JMM/MB
Planned By: CB

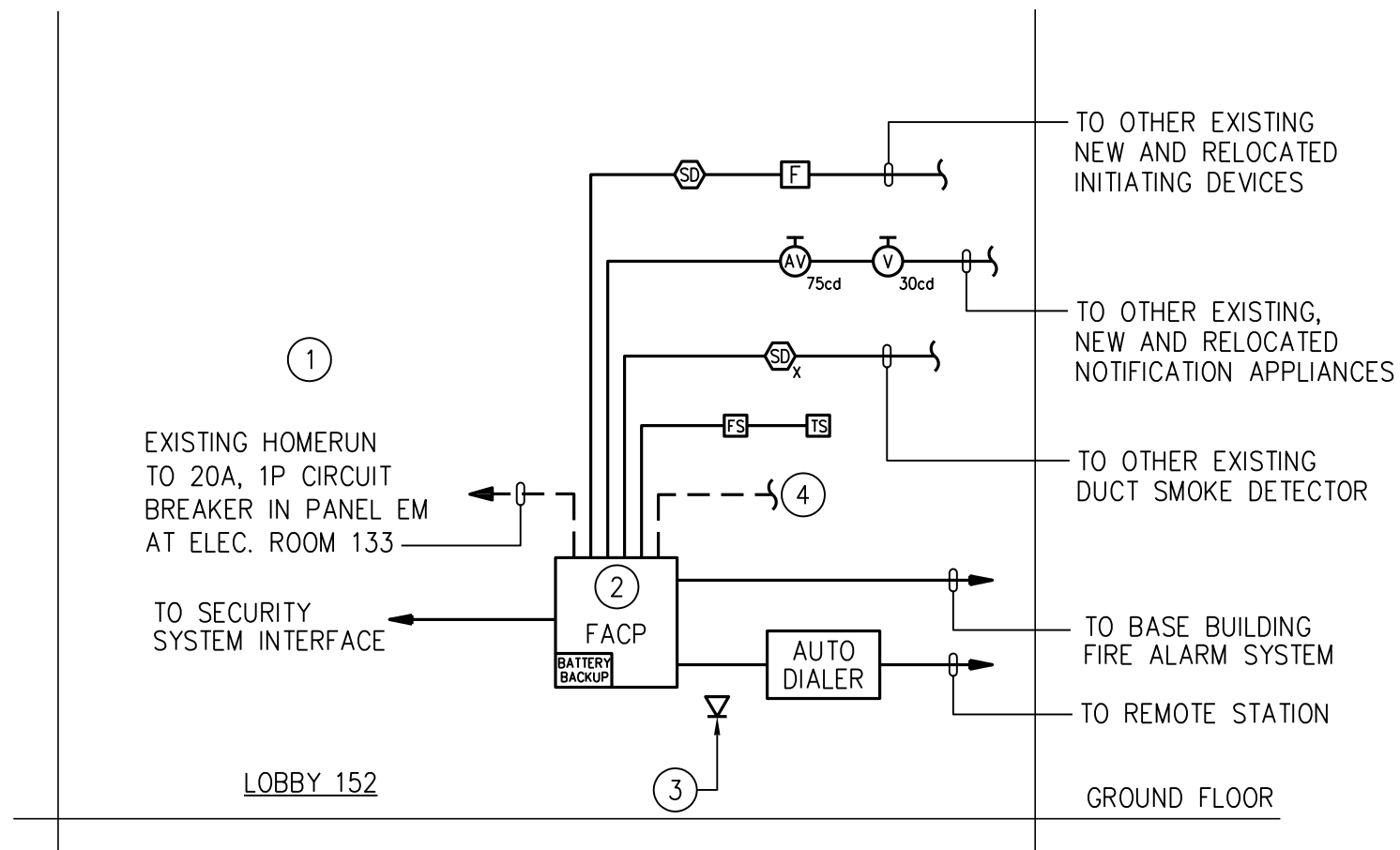




E.103



1 FIRE ALARM PLAN
SCALE: 1/8" = 1'-0"



DRAWING NOTES:

- FIRE ALARM WORK SHALL BE IN ACCORDANCE WITH THE APPLICABLE LOCAL & NATIONAL CODES AND REGULATIONS.
- EXISTING ADDRESSABLE FIRE ALARM CONTROL/COMMUNICATOR PANEL.
- EXISTING DEDICATED PHONE LINE DIRECTLY FROM TELEPHONE COMPANY.
- EXISTING CONNECTION TO EXISTING FIRE ALARM CONTROL PANEL.

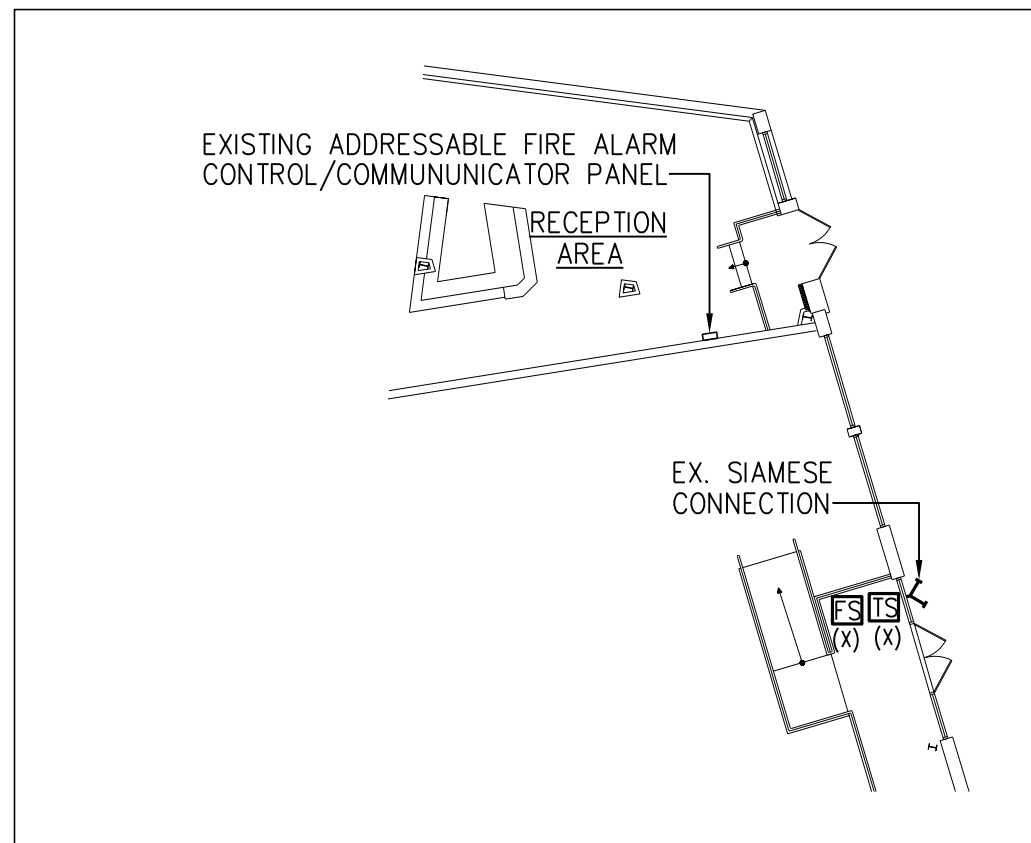
3 FIRE ALARM PLAN
NOT TO SCALE

AUXILIARY SYSTEMS

- MANUAL FIRE ALARM PULL STATION
- EXISTING MANUAL FIRE ALARM PULL STATION TO REMAIN
- RELOCATED MANUAL FIRE ALARM PULL STATION
- EXISTING WALL MOUNTED FIRE ALARM VISUAL DEVICE TO REMAIN
- RELOCATED WALL MOUNTED FIRE ALARM VISUAL DEVICE
- NEW FIRE ALARM VISUAL DEVICE (STROBE) COMPLYING WITH ADA REQUIREMENTS, WALL MOUNTED AT 6" BELOW CEILING OR 80" AFF, WHICHEVER IS LOWER. NUMBER INDICATES CANDELA RATING.
- EXISTING CEILING MOUNTED FIRE ALARM VISUAL DEVICE TO REMAIN
- EXISTING WALL MOUNTED COMBINATION FIRE ALARM AUDIO/VISUAL DEVICE TO REMAIN
- RELOCATED WALL MOUNTED COMBINATION FIRE ALARM AUDIO/VISUAL DEVICE
- NEW COMBINATION FIRE ALARM AUDIO/VISUAL DEVICE (STROBE) COMPLYING WITH ADA REQUIREMENTS, WALL MOUNTED AT 6" BELOW CEILING OR 80" AFF, WHICHEVER IS LOWER. NUMBER INDICATES CANDELA RATING.
- NEW SMOKE DETECTOR
- EXISTING SMOKE DETECTOR TO REMAIN
- EXISTING DUCT SMOKE DETECTOR TO REMAIN
- EXISTING FLOW SWITCH TO REMAIN
- EXISTING TAMPER SWITCH TO REMAIN

GENERAL NOTES:

- FIRE ALARM VISUAL DEVICES WHICH ARE WITHIN THE SAME LINE OF SIGHT SHALL BE SYNCHRONIZED. CONTRACTOR SHALL COORDINATE WITH THE BASE BUILDING FIRE ALARM SYSTEM EQUIPMENT AND SYSTEM MANUFACTURER TO PROVIDE SYNCHRONIZATION. PROVIDE NECESSARY INTERFACE, ACCESSORIES, MODULES, POWER SUPPLY, ETC. AS REQUIRED TO PROVIDE SYNCHRONIZATION.
- CONNECT NEW FIRE ALARM DEVICES TO EXISTING BASE BUILDING FIRE ALARM SYSTEM PER LOCAL CODES AND IN ACCORDANCE WITH BASE BUILDING SPECIFICATIONS. COORDINATE INSTALLATION WITH THE BUILDING ENGINEER. PROVIDE NEW ADA COMPLIANT VISUAL ALARM STROBES AS INDICATED IN THE DRAWINGS. PROVIDE ALTERNATE PRICE TO PROVIDE BOOSTER PANEL TO EXISTING BUILDING FIRE ALARM SYSTEM TO ACCOMMODATE INSTALLATION OF NEW FIRE ALARM STROBE DEVICES AS REQUIRED, NOTIFY OWNER'S REPRESENTATIVE. GENERAL CONTRACTOR SHALL USE THE BASE BUILDING FIRE ALARM CONTRACTOR FOR FINAL TIE-IN TO THE FIRE ALARM PANEL.
- THE CONTRACTOR SHALL PREPARE FIRE ALARM SYSTEM SHOP DRAWINGS FOR SUBMISSION TO FIRE PROTECTION DIVISION OF DCRA/BLRA FOR REVIEW AND APPROVAL TO THE REQUIREMENTS AND SHALL INCLUDE, BUT ARE NOT LIMITED TO EQUIPMENT CUT SHEETS, SEQUENCE OF OPERATION, BATTERY CALCULATION, CIRCUIT CAPACITY CALCULATIONS, WIRING DIAGRAMS, RISER DIAGRAM AND FLOOR PLAN. THE FLOOR PLANS SHALL SHOW WALLS, DOORS, ROOM NAMES AND FIRE ALARM DEVICES OR EQUIPMENT ONLY. NO OTHER DEVICES, FIXTURES OR SYSTEMS SHALL BE SHOWN ON THESE PLANS. THE SHOP DRAWING SHALL BE SIGNED BY A LICENSED FIRE ALARM TECHNICIAN WITH A MINIMUM OF A NICET LEVEL 3 CERTIFICATION.
- CONTRACTOR SHALL PROVIDE A UNIT PRICE TO PROVIDE ADDITIONAL FIRE ALARM DEVICES AS MAY BE REQUIRED BY FIRE MARSHAL'S INSPECTION AND FOR ANY RELOCATIONS HE/SHE REQUESTS WITHIN THE SCOPE OF WORK AREAS.
- REFER TO PLUMBING AND FIRE PROTECTION DRAWINGS AND TO SPRINKLER CONTRACTOR'S APPROVED SHOP DRAWINGS FOR THE LOCATION AND QUANTITY OF TAMPER SWITCHES AND FLOW SWITCHES.
- INSTALLATION OF THE FIRE ALARM DEVICES SHALL BE PERFORMED BY A LICENSED FIRE ALARM SYSTEM CONTRACTOR.
- ELECTRIC DOOR LOCKS IS PROVIDED IN VARIOUS AREAS THROUGHOUT THE BUILDING. UPON INITIATION OF A FIRE ALARM CONDITION, A SIGNAL SHALL BE TRANSMITTED TO THE SECURITY SYSTEM TO UNLOCK THESE DOORS AS REQUIRED FOR SAFE EVACUATION.
- PERFORM PROGRAMMING FOR THE EXISTING FIRE ALARM CONTROL PANEL AS REQUIRED.
- ALL WIRING SHALL BE IN CONDUITS, MINIMUM 3/4" SIZE.
- PROVIDE COMPLETE SYSTEM TO INCLUDE ALL MATERIALS, DEVICES AND COMPONENTS AS REQUIRED FOR A COMPLETE OPERATIONAL SYSTEM. PROVIDE INTERFACE, INTERLOCK AS REQUIRED TO HVAC EQUIPMENT AND SECURITY SYSTEMS.
- VISUAL NOTIFICATION DEVICES SHALL HAVE FIELD SELECTABLE LIGHT OUTPUT.
- PROVIDE INTERFACE AS REQUIRED TO BASE BUILDING FIRE ALARM SYSTEM TO REPORT ALL ALARM, TROUBLE AND SUPERVISORY CONDITIONS AND VICE VERSA.
- PROVIDE INTERFACE AS REQUIRED WITH THE BASE BUILDING FIRE SUPPRESSION SYSTEM.



2 PARTIAL SAFETY PLAN
NOT TO SCALE

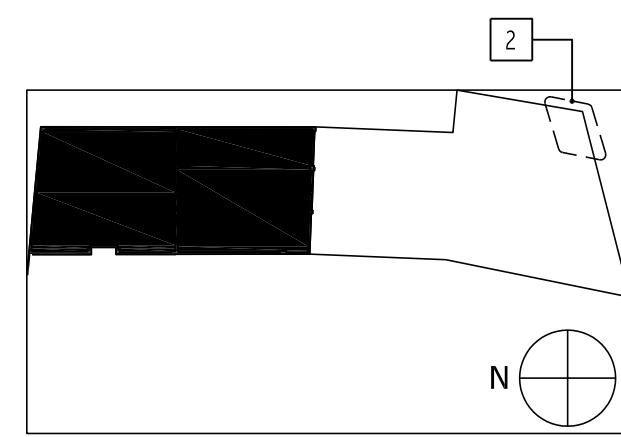
CONSULTANT:

**Construction Documents for Interior Improvement to:
Balanced and Restorative Justice Drop-In Center - Phase 2**

District of Columbia Courts

B.A.R.J. Drop-In Center
2575 Reed Street, N.E.
Washington D.C. 20018

Project Title	Client Name	Building Address
---------------	-------------	------------------



ISSUED FOR	DATE
PERMIT & REVIEW	08-14-09
PERMIT & PRICING	08-24-09

APPROVALS	DATE
-----------	------

NO.	DESCRIPTION	DATE	BY
-----	-------------	------	----

This drawing and the design shown hereon are the property of Gruzen Samton. The reproduction, copying, or other use of this drawing without their written consent is prohibited and any infringement will be subject and any infringement will be subject to legal action.

Accepted By:
Joseph E. Sanchez, Jr.
Capital Projects and Facilities Management Officer
Contracting Officer
District of Columbia Courts


B.A.R.J. Drop-In Center

FIRE ALARM PLAN

Date: 08-14-09
Scale: 1/8"=1'-0"
Checked by: KP
Drawn by: RD
Planned By: RD

DC COURTS - TO-01

OVERALL PLAN



PriceModern

4400 Forbes Blvd.
Suite A
Lanham, MD 20706
P 301.459.8111
F 301.459.3715

www.pricemodern.com

DATE	REVISIONS	BY

DC COURTS - TO-01

2041 Martin Luther King Ave

Washington DC 20001

CLIENT APPROVAL

SIGNATURE DATE

DESIGNER
T.PATTERSON
ACCOUNT EXEC.
L.MORALES
PROJECT MANAGER
E.TAYLOR

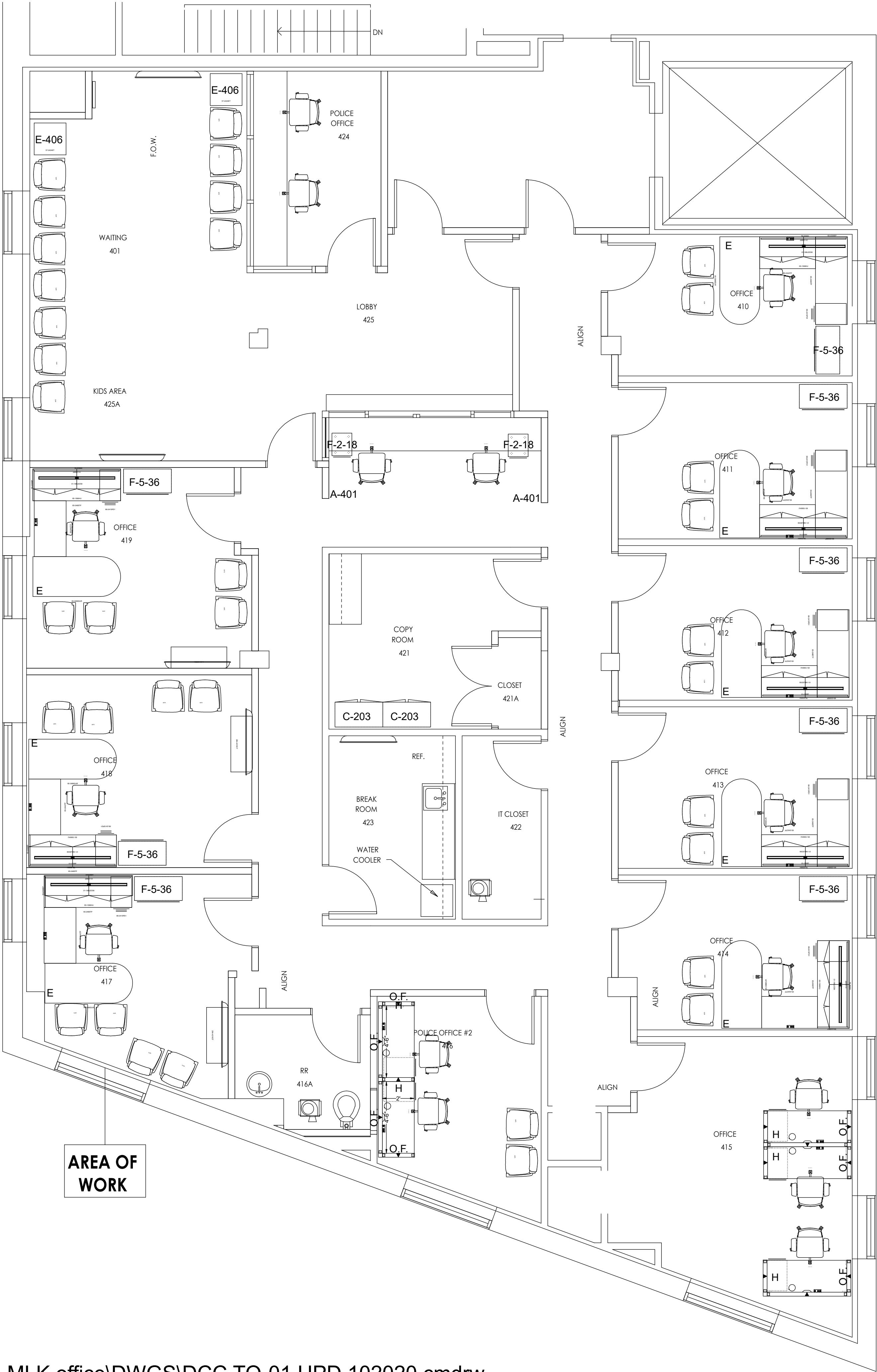
REV # DATE
10/21/2020

PROJECT NUMBER

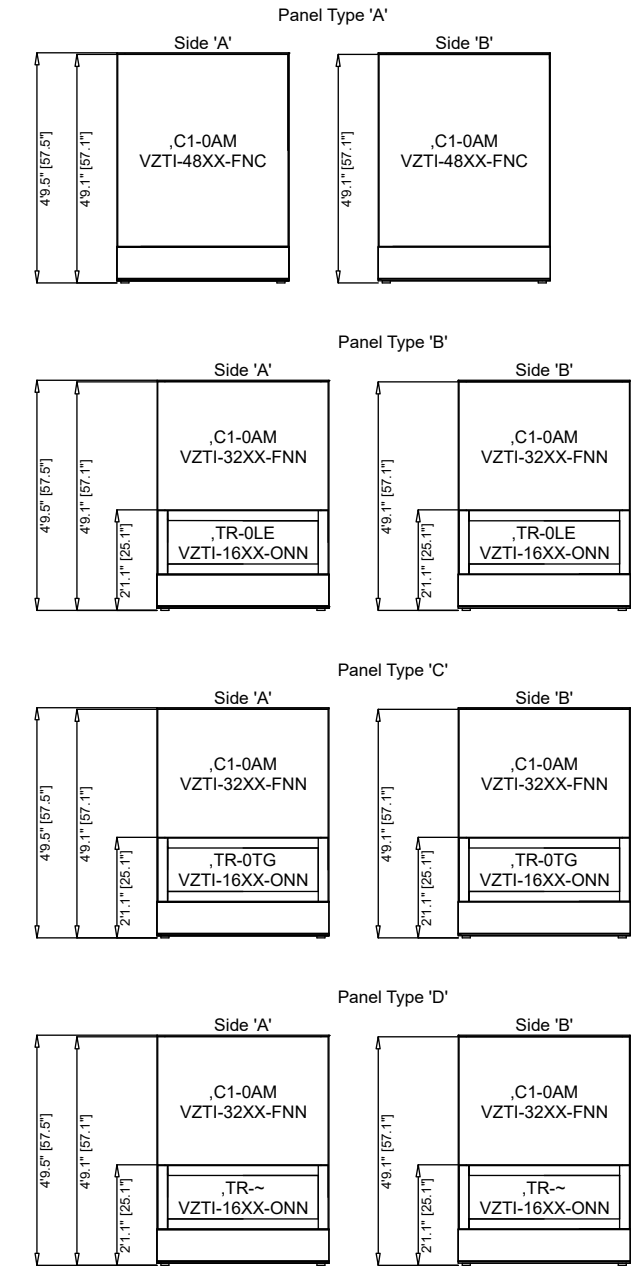
6614-20

SHEET NUMBER

1/3



Panel Types - Compose



- NOTES:
- All Side Chairs to be GLOBAL with Denim Fabric
 - All Task Chairs to be SITONIT with Black Faux Leather
 - 42"x16" Console Tables in Room 417,418, & 419
 - O.F. denotes that Panel is Open Framed
 - "E" Stations:
 - Stations do not have back panels
 - D-Top Peninsula include half modesty
 - Center grommets on Worksurfaces
 - 1 -Desktop Power Unit Clamp per office
 - 1-A400 Coat Hook per office

SITE SURVEY	
SIGNATURE	PRINT NAME DATE
CLIENT APPROVAL	
AUTHORIZED SIGNING OFFICER	DATE
Scale1/4" = 1'	